

DELTA MAGNETS LTD

Regd. Office: Plot No. B- 87, MIDC Area,

Ambad Nashik- 422 010

CIN - L32109MH1982PLC028280

Phone: +91 253 2382238/67 Fax: +91 253 2382926 Email ID: secretarial@deltamagnets.com

Website: www.deltamagnets.com


Consolidated Financial Results for the Quarter and Half Year Ended on 30th September, 2015

(Rs. in Lacs unless specified)

Sr. No.	Particulars	Quarter Ended			Half Year Ended		Year Ended
		Unaudited	Unaudited	Unaudited	Unaudited	Unaudited	Audited
		30.09.15	30.06.15	30.09.14	30.09.15	30.09.14	31.03.15
1.	Income from Operations						
	a. Net Sales / Income from Operation (Net of Excise Duty)	1,271.10	1,379.04	1,491.00	2,650.14	2,893.77	5,988.77
	b. Other Operating Income	18.00	1.00	1.85	19.00	1.85	34.83
	Total Income from Operations (Net) (a+b)	1,289.10	1,380.05	1,492.85	2,669.15	2,895.62	5,633.60
2.	Expenditure						
	a. Change in Inventories of Finished Goods, Work in Progress and Stock in Trade	(33.09)	(96.43)	17.12	(129.52)	24.30	(27.10)
	b. Cost of Materials Consumed	123.74	142.59	140.23	266.33	263.20	604.32
	c. Purchase of Stock-in-Trade	331.08	364.61	353.64	695.68	720.67	1,251.32
	d. Cost of Stores & Spares Consumed	110.10	103.12	103.12	213.22	198.32	450.86
	e. Power and Fuel	175.73	194.66	175.49	370.39	338.19	738.47
	f. Employee Benefits Expense	372.44	425.18	366.98	797.63	715.59	1,576.72
	g. Depreciation and Amortization Expenses	36.40	35.74	13.99	72.15	25.18	78.37
	h. Other Expenditure	190.30	172.51	181.22	362.82	322.59	746.81
	Total (a+b+c+d+e+f+g+h)	1,306.71	1,341.98	1,351.78	2,648.69	2,608.05	5,419.77
3.	Profit / (Loss) from Operations Before Other Income, Interest and Exceptional Items (1-2)	(17.61)	38.06	141.07	20.45	287.57	213.83
4.	Other Income	13.96	12.68	8.61	26.65	13.64	49.39
5.	Profit / (Loss) from Ordinary Activities Before Finance Costs and Exceptional Items (3+4)	(3.64)	50.75	149.68	47.10	301.21	263.23
6.	Finance Costs	65.19	47.46	16.65	112.65	33.07	90.69
7.	Profit / (Loss) from Ordinary Activities After Finance Cost but Before Exceptional Items (5-6)	(68.83)	3.28	133.03	(65.54)	268.14	172.54
8.	Exceptional Items	(273.85)	-	-	(273.85)	-	-
9.	Profit/ (Loss) from Ordinary Activities Before Tax (7-8)	(342.68)	3.28	133.03	(339.39)	268.14	172.54
10.	Tax Expense						
	a. Income Tax - Current Year	7.09	-	21.23	7.09	21.23	29.56
	b. Income Tax - Earlier Year	(4.28)	0.07	-	(4.21)	0.04	0.04
	c. Deferred Tax (Assets)/Liability	37.74	14.93	(5.68)	52.67	(24.60)	0.36
	Total Provision for Tax (a+b+c)	40.55	15.00	15.54	55.55	(3.34)	29.95
11.	Net Profit / (Loss) from Ordinary Activities After Tax (9-10)	(383.22)	(11.71)	117.48	(394.94)	271.48	142.58
12.	Prior Period Items	0.19	3.45	6.09	3.64	6.41	20.00
13.	Net Profit / (Loss) Before Extraordinary Items (11-12)	(383.42)	(15.16)	111.39	(398.57)	265.07	122.59
14.	Extra Ordinary Items	-	-	-	-	-	-
15.	Net Profit / (Loss) for the Period (13-14)	(383.42)	(15.16)	111.39	(398.57)	265.07	122.59
16.	Share of Profit / (Loss) of Associates	-	-	-	-	-	-
17.	Minority Interest	-	-	-	-	-	-
18.	Net Profit/(Loss) After Tax Minority Interest and Share of Profit/(Loss) of Associates (15-16-17)	(383.42)	(15.16)	111.39	(398.57)	265.07	122.59
19.	Paid-up Equity Share Capital (Face Value of Equity Share: Rs.10/- each)	647.10	647.10	647.10	647.10	647.10	647.10
20.	Reserves excluding Revaluation Reserve as per Balance Sheet of Previous Accounting Year	-	-	-	-	-	1,461.72
21.	Earnings Per Share (EPS) (not to be annualised) Rs.	(5.93)	(0.23)	1.72	(6.16)	4.10	1.89
A.	Particulars of Shareholding						
	1.Public Share Holding						
	Number of Shares	1,832,996	1,832,996	1,832,996	1,832,996	1,832,996	1,832,996
	Percentage of Shareholding	28.33%	28.33%	28.33%	28.33%	28.33%	28.33%
	2.Promoters and Promoter Group Shareholding						
	a). Pledged/Encumbered						
	- Number of shares	-	-	-	-	-	-
	- Percentage of shares (as a % of the total shareholding of promoter and promoter group)	-	-	-	-	-	-
	- Percentage of shares (as a % of the total share capital of the company)	-	-	-	-	-	-
	b). Non-Encumbered						
	- Number of Shares	4,638,018	4,638,018	4,638,018	4,638,018	4,638,018	4,638,018
	- Percentage of shares (as a % of the total shareholding of promoter and promoter group)	100%	100%	100%	100%	100%	100%
	- Percentage of shares (as a % of the total share capital of the company)	71.67%	71.67%	71.67%	71.67%	71.67%	71.67%
B.	Particulars						
	Investor Complaints						
	Pending at beginning of the quarter			Nil			
	Received during the quarter			Nil			
	Disposed off during the quarter			Nil			
	Remaining unresolved at the end of the quarter			Nil			



MS



Consolidated Statement of Assets and Liabilities

(Rs. in Lacs)

Particulars	As at	As at
	30.09.15	31.03.15
	Unaudited	Audited
I. EQUITIES AND LIABILITIES		
(1) Shareholder's Funds		
(a) Share Capital	647.10	647.10
(b) Reserves and Surplus	2,372.25	2,749.41
	3,019.35	3,396.51
(2) Non-Current Liabilities		
(a) Long-Term Borrowings	2,185.32	1,812.51
(b) Long-Term Provisions	77.50	164.45
	2,262.82	1,976.96
(3) Current Liabilities		
(a) Short-Term Borrowings	1,455.10	980.02
(b) Trade Payables	746.53	614.46
(c) Other Current Liabilities	452.73	611.45
(d) Short-Term Provisions	10.22	45.58
	2,664.59	2,251.51
TOTAL - EQUITY AND LIABILITIES	7,946.76	7,624.98
II. ASSETS		
(1) Non-Current Assets		
(a) Fixed Assets	3,982.93	3,628.77
(b) Capital Work-in-Progress	121.64	422.02
(c) Intangible Assets under Development	0.21	0.21
(d) Goodwill on Consolidation	174.52	174.52
(e) Deferred Tax Assets (Net)	175.72	228.39
(f) Long-Term Loans and Advances	119.64	138.80
	4,574.66	4,592.71
(2) Current Assets		
(a) Inventories	1,103.90	964.20
(b) Trade Receivables	1,318.72	1,210.63
(c) Cash and Bank Balance	625.89	505.52
(d) Short-Term Loans and Advances	314.33	340.62
(e) Other Current Assets	9.26	11.30
	3,372.10	3,032.27
TOTAL - ASSETS	7,946.76	7,624.98

Notes:-


- The above results for the quarter ended 30th September, 2015 which have been subjected to limited review by Statutory Auditors of the Company, were reviewed and recommended by the Audit Committee and subsequently approved by the Board of Directors at its meeting held on 31st October, 2015, in terms of Clause 41 of the Listing Agreement.
- The Company is engaged in magnets business, which is the only reportable segment in terms of Accounting Standard - 17 issued by The Institute of Chartered Accountants of India.
- The Company has been following the practice of publishing Consolidated Financial Results. The Standalone Financial Results are available on Company's website i.e. www.deltamagnets.com. The financial details on standalone basis are as under.

Particulars	Quarter Ended			Half Year Ended		Year Ended
	Unaudited	Unaudited	Unaudited	Unaudited	Unaudited	Audited
	30.09.15	30.06.15	30.09.14	30.09.15	30.09.14	31.03.15
Income from Operations	436.56	394.17	478.64	830.73	878.84	1,842.54
Profit/(Loss) Before Tax	45.04	(7.10)	68.99	37.93	92.03	134.30
Profit/(Loss) After Tax	42.04	(10.78)	58.72	31.26	79.07	106.00

- The Consolidated Financial Statements are prepared in accordance with Accounting Standard 21- 'Consolidated Financial Statement' issued by The Institute of Chartered Accountants of India.
- During the current quarter, the Company has announced Voluntary Retirement Scheme (VRS) for its permanent workmen for MMG India Pvt. Ltd, Chennai Division which is a WOS of the Company. The Company has incurred a total expenditure of Rs. 273.85 Lacs on the said scheme. In compliance with the provisions of the Accounting Standards -15 "Employees Benefits", the entire amount of Rs. 273.85 Lacs is charged to Statement of Profit and Loss under the head Exceptional items during the current quarter.
- As regard Auditor's observation with respect to utilization of MAT Credit Entitlement of Rs.28.68 Lacs, as per management future business projections, such credit will be fully utilized within the stipulated period.
- Figures of the previous period / years have been regrouped / rearranged / reclassified / recasted where ever necessary.



Place:- Mumbai
Date:- 31st October, 2015



For Delta Magnets Limited

Dr. Ram H. Shroff
Dr. Ram H. Shroff
(Executive Vice Chairman & Managing Director)

DELTA MAGNETS LTD

Regd. Office: Plot No. B- 87, MIDC Area,
Ambad Nashik- 422 010.

CIN - L32109MH1982PLC028280

Phone: +91 253 2382238/67 Fax: +91 253 2382926 Email ID : secretariat@deltamagnets.com

Website : www.deltamagnets.com


Standalone Financial Results for the Quarter Ended on 30th September, 2015

(Rs. in Lacs unless specified)

Sr. No.	Particulars	Quarter Ended			Half Year Ended		Year Ended
		Unaudited	Unaudited	Unaudited	Unaudited	Audited	
		30.09.15	30.06.15	30.09.14	30.09.15	30.09.14	31.03.15
1.	Income from Operations						
	a. Net Sale / Income from Operations (Net of Excise Duty)	418.56	393.17	458.79	811.73	840.99	1,753.70
	b. Other Operating Income	18.00	1.00	19.85	19.00	37.85	88.83
	Total Income from Operations (Net) (a+b)	436.56	394.17	478.64	830.73	878.84	1,842.54
2.	Expenses						
	a. Change in Inventories of Finished Goods, Work in Progress and Stock in Trade	(1.45)	12.87	(5.17)	11.42	22.38	19.31
	b. Cost of Materials Consumed	45.24	52.56	64.99	97.90	109.65	241.68
	c. Purchase of Stock in Trade	-	-	-	-	-	-
	d. Cost of Stores & Spares Consumed	74.68	45.47	57.42	120.15	106.68	248.60
	e. Power and Fuel	105.66	105.91	134.70	211.57	252.42	511.66
	f. Employee Benefits Expense	128.12	135.56	92.84	263.68	191.33	445.55
	g. Depreciation and Amortization Expense	9.59	9.53	7.99	19.13	13.49	36.02
	h. Other Expenditure	43.69	50.69	53.53	94.38	80.38	208.17
	Total (a+b+c+d+e+f+g+h)	405.54	412.69	406.30	818.22	776.33	1,710.99
3.	Profit / (Loss) from Operations Before Other Income, Interest And Exceptional Items (1-2)	31.02	(18.52)	72.34	12.51	102.51	131.54
4.	Other Income	23.46	19.92	4.91	43.38	6.57	40.99
5.	Profit / (Loss) form Ordinary Activities Before Finance Costs and Exceptional Items (3+4)	54.48	1.41	77.25	55.89	109.08	172.54
6.	Finance Costs	9.45	8.51	8.27	17.96	17.05	38.23
7.	Profit / (Loss) from Ordinary Activities After Finance Cost but Before Exceptional Items (5-6)	45.04	(7.10)	68.99	37.93	92.03	134.30
8.	Exceptional Items	-	-	-	-	-	-
9.	Profit / (Loss) from Ordinary Activities Before Tax (7-8)	45.04	(7.10)	68.99	37.93	92.03	134.30
10.	Tax Expense						
	a. Income Tax - Current Year	7.09	-	15.38	7.09	15.38	29.56
	b. Income Tax - Earlier Year	(4.28)	0.07	-	(4.21)	0.04	0.04
	c. Deferred Tax (Assets) / Liability	-	-	(5.68)	-	(2.99)	(2.99)
	Total Provision for Tax (a+b+c)	2.81	0.07	9.70	2.87	12.43	26.60
11.	Net Profit / (Loss) From Ordinary Activities After Tax(9-10)	42.23	(7.17)	59.29	35.06	79.60	107.70
12.	Prior Period Items	0.19	3.61	0.57	3.80	0.52	1.70
13.	Net Profit / (Loss) Before Extraordinary items (11-12)	42.04	(10.78)	58.72	31.26	79.07	106.00
14.	Extra Ordinary Items	-	-	-	-	-	-
15.	Net Profit / (Loss) For the Period (13-14)	42.04	(10.78)	58.72	31.26	79.07	106.00
16.	Share of Profit / (Loss) of Associates	-	-	-	-	-	-
17.	Minority Interest	-	-	-	-	-	-
18.	Net Profit / (Loss) After Taxes Minority Interest and Share of Profit / (Loss) of Associates (15-16-17)	42.04	(10.78)	58.72	31.26	79.07	106.00
19.	Paid-up Eq. Share Capital (Face Value of Equity Share: Rs 10/- each)	647.10	647.10	647.10	647.10	647.10	647.10
20.	Reserves excluding Revaluation Reserve as per Balance Sheet of Previous Accounting Year	-	-	-	-	-	569.45
21.	Earnings Per Share(EPS) (not to be annualised) Rs.	0.65	(0.17)	0.91	0.48	1.22	1.64
A	Particulars of Shareholding						
	1. Public Share Holding						
	Number of Shares	1,832,996	1,832,996	1,832,996	1,832,996	1,832,996	1,832,996
	Percentage of Shareholding	28.33%	28.33%	28.33%	28.33%	28.33%	28.33%
	2. Promoters and Promoter Group Shareholding						
	a). Pledged/Encumbered						
	- Number of shares	-	-	-	-	-	-
	- Percentage of shares (as a % of the total shareholding of promoter and promoter group)	-	-	-	-	-	-
	- Percentage of shares (as a % of the total share capital of the company)	-	-	-	-	-	-
	b). Non-Encumbered						
	- Number of Shares	4,638,018	4,638,018	4,638,018	4,638,018	4,638,018	4,638,018
	- Percentage of shares (as a % of the total shareholding of promoter and promoter group)	100%	100%	100%	100%	100%	100%
	- Percentage of shares (as a % of the total share capital of the company)	71.67%	71.67%	71.67%	71.67%	71.67%	71.67%
B	Particulars						
	Investor Complaints						
	Pending at beginning of the quarter		Nil				
	Received during the quarter		Nil				
	Deposed of during the quarter		Nil				
	Remaining unresolved at the end of the quarter		Nil				



Handwritten signature




Statement of Assets and Liabilities (Standalone)

(Rs. in Lacs)


Sr. No.	Particulars	(Rs. in Lacs)	
		As at 30.09.15	As at 31.03.15
		Unaudited	Audited
I. EQUITIES AND LIABILITIES			
(1) Shareholder's Funds			
(a) Share Capital		647.10	647.10
(b) Reserves and Surplus		1,888.40	1,857.14
		2,535.50	2,504.24
(2) Non-Current Liabilities			
(a) Long-Term Borrowings		936.00	930.00
(b) Other Long term liabilities		66.12	66.12
(c) Long-Term Provisions		72.40	60.76
		1,074.52	1,056.88
(3) Current Liabilities			
(a) Short-Term Borrowings		244.38	243.00
(b) Trade Payables		227.49	211.69
(c) Other Current Liabilities		162.04	101.45
(d) Short-Term Provisions		6.67	23.41
		640.58	579.55
TOTAL - EQUITY AND LIABILITIES		4,250.59	4,140.68
II. ASSETS			
(1) Non-Current Assets			
(a) Fixed Assets		1,651.51	1,659.22
(b) Capital Work-in-Progress		100.92	46.81
(c) Intangible Assets under Development		0.21	0.21
(d) Non-Current Investments		1,397.95	1,397.95
(e) Deferred Tax Assets (net)		48.21	48.21
(f) Long-Term Loans and Advances		61.84	83.02
		3,260.64	3,234.42
(2) Current Assets			
(a) Inventories		188.19	191.43
(b) Trade Receivables		551.50	477.73
(c) Cash and Bank Balance		3.95	9.00
(d) Short-Term Loans and Advances		225.81	168.12
(e) Other Current Assets		22.50	61.98
		989.96	906.26
TOTAL - ASSETS		4,250.59	4,140.68

Notes:-

- The above results for the quarter ended 30th September, 2015 which have been subjected to limited review by Statutory Auditors of the Company, were reviewed and recommended by the Audit Committee and subsequently approved by the Board of Directors at its meeting held on 31st October, 2015, in terms of Clause 41 of the Listing Agreement.
- The Company is engaged in magnets business, which is the only reportable segment in terms of Accounting Standard - 17 issued by The Institute of Chartered Accountants of India.
- Figures of the previous period / years have been regrouped / rearranged / reclassified / recasted where ever necessary.



Place:- Mumbai
Date:- 31st October, 2015



For Delta Magnets Limited

Ram H. Shroff
Dr. Ram H. Shroff
(Executive Vice Chairman & Managing Director)